

The Poor Man's Hieroglyphic Font

Contents

1	Introduction	2
2	The glyphs	2
3	Some cartouches	3
4	Some Cleopatras	4
5	Odd cartouching	5
6	Famous people	5
7	A sentence	6
8	Code tables	7

1 Introduction

This provides a short test of the characters in the Poor Man's Hieroglyph fonts — the pmhg font family. Table 1 on page 8 shows the 'numeric' coded commands and the corresponding glyphs. Table 2 on page 9 shows the alphabetic coding (in both single character and command form) and the corresponding glyphs together with their transliterations. Note that not every glyph has a transliteration.

2 The glyphs

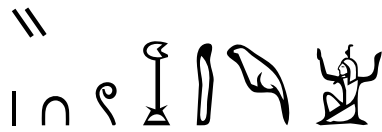

As a single stream of glyphs:

```
\textpmhg{ABCDEFGHIJKLMNPOQRSTUVWXYZ \\  
          abcdefghijklmnopqrstuvwxyz \\  
          +?/| \\  
          \Hms\Hibp\Hibw\Hibs\Hibl\Hsv\Hman\Htongue\Hscribe\Hplural\Hdual \\  
          \Hone 234567}
```



And in the Huge size:





Using single characters:

```

\pmglyph{{A-i:w-a}}
\pmglyph{A}
\pmglyph{i}
\pmglyph{A-i}
\pmglyph{A-i-a:w-a}

```

Using character commands:

```

\pmglyph{\HA}
\pmglyph{\Hi}
\pmglyph{\HA-\Hi}
\pmglyph{\HA-\Hi-\Ha:\Hw-\Hl}
\pmglyph{\HA-\Hi-\Hw:\Ha-\Hl}

```

3 Some cartouches

This illustrates several ways in which glyphs can be assembled.

```


\pmglyph{\HA-\Hi-\Ha-\Hp-\Hx-\HH}
\cartouche{\pmglyph{\HA-\Hi-\Ha-\Hp-\Hx-\HH}}
\Cartouche{\pmglyph{\HA-\Hi-\Ha-\Hp-\Hx-\HH}}


```


```

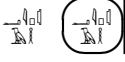
\pmglyph{\HA:\Hi:\Ha:\Hp:\Hx:\HH}
\Cartouche{\pmglyph{\HA:\Hi:\Ha:\Hp:\Hx:\HH}}


```


`\pmglyph{\HA-\Hi-\Ha:{\Hp-\Hx}-\HH}`
`\Cartouche{\pmglyph{\HA-\Hi-\Ha:{\Hp-\Hx}-\HH}}`



`\pmglyph{\HA-\Hi-{\Hp-\Hx}:\Ha-\HH}`
`\Cartouche{\pmglyph{\HA-\Hi-{\Hp-\Hx}:\Ha-\HH}}`



`\pmglyph{\HA\Hi{\Hp\Hx}:\Ha\HH}`
`\Cartouche{\pmglyph{\HA\Hi{\Hp\Hx}:\Ha\HH}}`



`\pmglyph{\HA \Hi {\Hp \Hx}:\Ha \HH}`
`\Cartouche{\pmglyph{\HA \Hi {\Hp \Hx}:\Ha \HH}}`


`\pmglyph{\HA-\Hp-{\Hi-\HH}:\Ha-\Hx}`
`\Cartouche{\pmglyph{\HA-\Hp-{\Hi-\HH}:\Ha-\Hx}}`


`\pmglyph{\HA-\Hp-{\Hi-\ \HH}:\Ha-\Hx}`
`\Cartouche{\pmglyph{\HA-\Hp-{\Hi-\ \HH}:\Ha-\Hx}}`



`\pmglyph{\HA-\ \Hi-\ {\Hp-\Hx}:\Ha-\ \HH}`
`\Cartouche{\pmglyph{\HA-\Hi-{\Hp-\ \Hx}:\Ha-{\}\HH}}`
`\Cartouche{\pmglyph{\HA-\Hi-{\Hp-{}-\Hx}:\Ha-{\}\HH}}`



`\Cartouche{\pmglyph{\HA-\Hi-{\Hp-\ \Hx}:\Ha-\HH}}` 

`\Cartouche{\pmglyph{A-i-{\p-\ x}:a-H}}` 

4 Some Cleopatras

This section uses the glyphs forming the name of the person we know as Cleopatra, and displays them in a variety of ways.

Cleopatra `\pmglyph{K:l-i-o-p-a-d:r-a}` 

Cleopatra `\pmglyph{K:liopat:ra}` 

Cleopatra `\pmglyph{\HK:\HExxiii-\Hi-\HViv-\Hp-\Ha-\Hd:\Hr-\Ha}`

Cleopatra `\pmglyph{\HK:\HExxiii\Hi\HViv\Hp\Ha\Hd:\Hr\Ha}`

Cleopatra `\pmglyph{\HNxxix:\HExxiii-\HMxvii-\HViv-\HQiii-\HGi-\HXi:\HDxxi-\HGi}`

Cleopatra `\pmglyph{\HNxxix:\HExxiii\HMxvii\HViv\HQiii\HGi\HXi:\HDxxi\HGi}`

Internal cartouche `\pmglyph{K-l-i-\cartouche{o-p-a}-d-r-a}`

Internal cartouche `\textpmhg{K-l-i-\cartouche{o-p-a}-d-r-a}`

External cartouche `\pmglyph{K-l-i} \cartouche{\pmglyph{o-p-a}} \pmglyph{d-r-a}`

5 Odd cartouching

Cartouches can be used for other things than hieroglyphs.

Latin cartouche `\cartouche{A Latin cartouche}` example.

Math cartouche `\cartouche{\$sin^2 x + cos^2 x = 1\$}`


Multiline cartouche `\cartouche{\$sin^2 x + cos^2 x = 1\$ \\ Next line}`

6 Famous people

The hieroglyphic forms of the names of some famous people are displayed.

Cleopatra `\cartouche{\pmglyph{K:l-i-o-p-a-d:r-a}}`
`\translitpmhg{\HK\Hl\Hi\Ho\Hp\Ha\Hd\Hr\Ha}`

Huge Cleopatra `\cartouche{\pmglyph{K:l-i-o-p-a-d:r-a}}`
`\translitpmhg{\HK\Hl\Hi\Ho\Hp\Ha\Hd\Hr\Ha}`



Ptolemy `\cartouche{\pmglyph{\Hp:\Ht-\Ho-\Hl:\HM-\Hy-\Hs}}`
`\translitpmhg{\Hp\Ht\Ho\Hl\HM\Hy\Hs}`



Berenice `\cartouche{\pmglyph{\HB:\Hr-\Hn:\Hy-\Hg-\Ha-\Ht:\HO}}`
`\translitpmhg{\HB\Hr\Hn\Hy\Hg\Ha}`



Alexander `\cartouche{\pmglyph{\Ha-\Hl:\Hk-\Hs-\Hi-\Hn:\Hd-\Hr:\HS}}`
`\translitpmhg{\Ha\Hl\Hk\Hs\Hi\Hn\Hd\Hr\HS}`



Caesar `\pmvglyph{\Hk:\Hy:\HS:\Hl:\HS}`



Caesar `\vertouche{\pmvglyph{\Hk:\Hy:\HS:\Hl:\HS}}`



Autocrator `\pmvglyph{{\Ha-\HW}:{\Ht-\HK}:\Hd:\Hr}`



Autocrator `\Vertouche{\pmvglyph{{\Ha-\HW}:{\Ht-\HK}:\Hd:\Hr}}`



Thothemes `\cartouche{\pmglyph{\Hibp-\Hms-\Hs}}`



7 A sentence



transliterates into (noting that not every glyph is transliterated as some are determinitives, etc)

wđ hm.f hr wrryt.f nt d'm ib.f zw

which, when translated means

‘His Majesty departed upon his chariot of electrum, his heart joyful.’

8 Code tables

Table 1 shows the ‘numeric’ coded commands and the corresponding glyphs.

Table 2 shows the alphabetic coding (in both single character and command form) and the corresponding glyphs together with their transliterations. Note that not every glyph has a transliteration.

Table 1: Coded coding















































































\HAii (A2)		\HNxxix (N31)		\HAai (Aa1)	
\HAxxviii (A28)		\HNxxxv (N35)		\HAaxii (Aa12)	
\HDi (D1)		\HNxxxvii (N37)		\HPWi (PW1)	
\HDii (D2)		\HOi (O1)		\HPWii (PW2)	
\HDiv (D4)		\HOiv (O4)		\HFxxx (F31)	
\HDxxi (D21)		\HOxxxiv (O34)		\HGxxvi (G26)	
\HDxxxvi (D36)		\HQiii (Q3)		\HGxxvis (G26*)	
\HDxlvi (D46)		\HRvii (R7)		\HGxxvii (G27)	
\HDxlvii (D47)		\HSxii (S12)		\HGxxviii (G28)	
\HDliv (D54)		\HSxxix (S29)		\HZvi (Z6)	
\HDlviii (D58)		\HSxxxix (S39)		\HAi (A1)	
\HExxiii (E23)		\HSxli (S41)		\HFxx (F20)	
\HFi (F1)		\HTiii (T3)		\HYiv (Y4)	
\HFxxxiv (F34)		\HTxiv (T14)		\HZii (Z2)	
\HFxl (F40)		\HUxxxvi (U36)		\HZiv (Z4)	
\HGi (G1)		\HViv (V4)		\HCxi (C11)	
\HGxvii (G17)		\HVxiii (V13)		\HDl (D50)	
\HGxxxvi (G36)		\HVxxiv (V24)		\HIviii (I8)	
\HGxl iii (G43)		\HVxxviii (V28)		\HMxii (M12)	
\HHviii (H8)		\HVxxxi (V31)		\HVi (V1)	
\HIix (I9)		\HWxi (W11)		\HVxx (V20)	
\HIx (I10)		\HXi (X1)			
\HKi (K1)		\HYiV (Y1v)			
\HMiii (M3)		\HZi (Z1)			
\HMviii (M8)		\HZvii (Z7)			
\HMxvii (M17)		\HZxi (Z11)			

Table 2: Alphabetic coding

A	\HA		'	a	\Ha		3	+	\Hplus		<i>imy</i>
B	\HB		<i>b</i>	b	\Hb		<i>b</i>	?	\Hquery		<i>awt</i>
C	\HC		<i>ḥ</i>	c	\Hc		<i>d'm</i>	/	\Hslash		<i>km3</i>
D	\HD		<i>d</i>	d	\Hd		<i>d</i>		\Hvbar		<i>w'</i>
E	\HE		<i>š3</i>	e	\He		<i>ir</i>		\Hms		<i>ms</i>
F	\HF			f	\Hf		<i>f</i>		\Hibp		<i>ḏwty</i>
G	\HG		<i>ib</i>	g	\Hg		<i>g</i>		\Hibw		<i>b3</i>
H	\HH		<i>ḥ</i>	h	\Hh		<i>h</i>		\Hibs		
I	\HI			i	\Hi		<i>i</i>		\Hibl		<i>gm</i>
J	\HJ		<i>hm</i>	j	\Hj		<i>pr</i>		\Hsv		
K	\HK		<i>k</i>	k	\Hk		<i>k</i>		\Hman		
L	\HL		<i>iw</i>	l	\Hl		<i>l</i>		\Htongue		<i>ns</i>
M	\HM		<i>m</i>	m	\Hm		<i>m</i>		\Hscribe		<i>sh</i>
N	\HN		<i>ht</i>	n	\Hn		<i>n</i>		\Hplural		
O	\HO		<i>3st</i>	o	\Ho		<i>w3</i>		\Hdual		
P	\HP			p	\Hp		<i>p</i>	1	\Hone		<i>w'</i>
Q	\HQ		<i>tp</i>	q	\Hq		<i>hr</i>	2	\Hten		<i>mdw</i>
R	\HR		<i>wr</i>	r	\Hr		<i>r</i>	3	\Hhundred		<i>št</i>
S	\HS		<i>s</i>	s	\Hs		<i>s</i>	4	\Hthousand		<i>ḥ3</i>
T	\HT		<i>t</i>	t	\Ht		<i>t</i>	5	\HXthousand		<i>db3</i>
U	\HU		<i>wd</i>	u	\Hu		<i>ḥd</i>	6	\HCthousand		<i>ḥfnw</i>
V	\HV			v	\Hv		<i>nbw</i>	7	\Hmillion		<i>ḥḥ</i>
W	\HW		<i>w</i>	w	\Hw		<i>w</i>				
X	\HX		<i>ḥ</i>	x	\Hx						
Y	\HY			y	\Hy		<i>y</i>				
Z	\HZ		<i>3w</i>	z	\Hz		<i>š</i>				